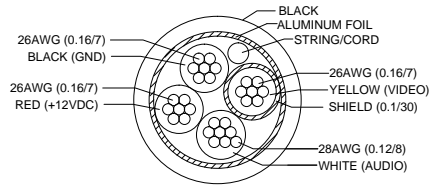
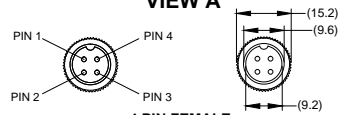


Revision Notes.				
R1 -				
APA: -	Drawn:-	Checked:-	Approved:-	Date: -

VIEW A-A
CABLE BUILDUP

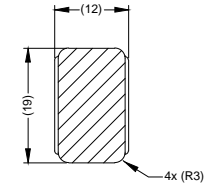


VIEW A

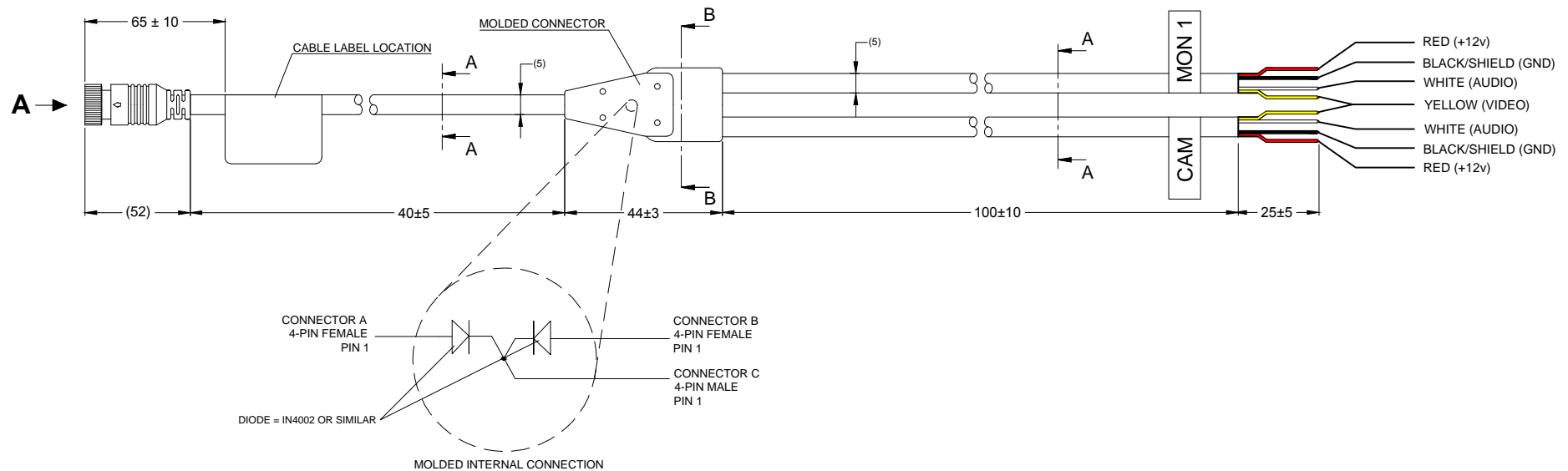


4 PIN FEMALE MATING FACE

PIN #	WIRE COLOUR	DESCRIPTION
1	RED	+12V
2	BLACK/SHIELD	GND
3	WHITE	AUDIO
4	YELLOW	VIDEO



B-B



- NOTES:**
- CABLE TO BE SUPPLIED IN A PRESS SEAL BAG.
 - FOR CABLE LABEL REFER TO LATEST REVISION OF DRAWING BE-001500-XX-11.
 - ANY CUSTOMER MODIFICATION OF THIS PRODUCT CAUSING SUBSEQUENT FAILURE IS NOT A LIABILITY OF BRIGADE ELECTRONICS PLC
 - CABLES SHOULD BE ONE CONTINUOUS LENGTH FROM CONNECTOR TO BLOCK.
 - PIGTAILS TO BE TRIMMED BUT DO NOT STRIPPED OR TINNED.
 - FOR MANUFACTURING CONTROLS PLEASE REFER TO ASSEMBLY PLANT DRAWING: TBC

PROPRIETARY NOTICE

THIS DESIGN AND TECHNICAL INFORMATION APPEARING ON THIS DRAWING IS THE PROPERTY OF BRIGADE ELECTRONICS, AND IS DISCLOSED IN CONFIDENCE. IT IS NOT TO BE COPIED, REPRODUCED, REVEALED TO OR EXPROPRIATED BY OTHERS, EITHER IN WHOLE OR IN PART WITHOUT THE EXPRESS WRITTEN CONSENT OF BRIGADE ELECTRONICS.

BRIGADE
www.brigade-electronics.com

Assembly Pl Approval Y. Zhang 29.04.16	Approved by B.CHILDS	Checked by R.BATES	Drawn by M.POTTER
Angle of Projection 	Units mm	Scale N/A	Released 10.05.2016
	Status RELEASED	Assembly Ref 48 - 8 #	
	Part No 5083	BE-003336-00-16	